


Maharashtra University of Health Sciences, Nashik
Inspection Committee Report for Academic Year 2024 - 2025

Clinical Material in Hospital

Faculty -Physiotherapy

Name of College- M.V.P. Samaj's College of Physiotherapy, Adgaon Nashik

| Sr. No. | Particulars to be verified | Adequate / Inadequate | | | | | | | | | | | | | | | | | | | | | | | | | | | | | | | | | | | | | | | | | | | | | | | | | | | | |
|---------|---|-----------------------------|----------------|--------------------|----------------|----|------------------|----|----|----|-----------------|----|----|----|-------------|----|----|----|--------------|----|----|----|------------|----|----|----|-------------|----|----|----|--------------|----|----|----|-------------|----|----|----|-------------|----|----|----|------------------|----|----|----|-----------|----|----|-------|--|-----|-----|-----------------------------|
| a. | There must be a parent Hospital with minimum 300 beds Indoor & Outdoor Facility with Physiotherapy exposure in the broad specialty areas including Intensive care to provide practical experience to the student. | Adequate | | | | | | | | | | | | | | | | | | | | | | | | | | | | | | | | | | | | | | | | | | | | | | | | | | | | |
| b. | The student to patient ratio should be minimum 1:5, the first part being student & second part patient. | Adequate | | | | | | | | | | | | | | | | | | | | | | | | | | | | | | | | | | | | | | | | | | | | | | | | | | | | |
| c. | The desirable breakup of beds shall be as follows : Student Patient Ratio (as per M.S.R., it must be 1:5) : <table border="1" style="margin-left: 20px;"> <thead> <tr> <th>Sr.N o.</th> <th>Specialty</th> <th>For 30 & 60 Intake</th> <th>For 100 Intake</th> </tr> </thead> <tbody> <tr><td>01</td><td>General Medicine</td><td>60</td><td>90</td></tr> <tr><td>02</td><td>General Surgery</td><td>60</td><td>90</td></tr> <tr><td>03</td><td>Orthopedics</td><td>60</td><td>90</td></tr> <tr><td>04</td><td>Obst & Gynac</td><td>30</td><td>60</td></tr> <tr><td>05</td><td>Pediatrics</td><td>30</td><td>60</td></tr> <tr><td>06</td><td>Medical ICU</td><td>10</td><td>15</td></tr> <tr><td>07</td><td>Surgical ICU</td><td>10</td><td>15</td></tr> <tr><td>08</td><td>PICU + NICU</td><td>10</td><td>15</td></tr> <tr><td>09</td><td>ICCU + RICU</td><td>10</td><td>10</td></tr> <tr><td>10</td><td>Burns Unit / ICU</td><td>10</td><td>05</td></tr> <tr><td>11</td><td>Emergency</td><td>10</td><td>10</td></tr> <tr><td colspan="2" style="text-align: center;">Total</td><td>300</td><td>450</td></tr> </tbody> </table> | Sr.N o. | Specialty | For 30 & 60 Intake | For 100 Intake | 01 | General Medicine | 60 | 90 | 02 | General Surgery | 60 | 90 | 03 | Orthopedics | 60 | 90 | 04 | Obst & Gynac | 30 | 60 | 05 | Pediatrics | 30 | 60 | 06 | Medical ICU | 10 | 15 | 07 | Surgical ICU | 10 | 15 | 08 | PICU + NICU | 10 | 15 | 09 | ICCU + RICU | 10 | 10 | 10 | Burns Unit / ICU | 10 | 05 | 11 | Emergency | 10 | 10 | Total | | 300 | 450 | Adequate (List Attached) |
| Sr.N o. | Specialty | For 30 & 60 Intake | For 100 Intake | | | | | | | | | | | | | | | | | | | | | | | | | | | | | | | | | | | | | | | | | | | | | | | | | | | |
| 01 | General Medicine | 60 | 90 | | | | | | | | | | | | | | | | | | | | | | | | | | | | | | | | | | | | | | | | | | | | | | | | | | | |
| 02 | General Surgery | 60 | 90 | | | | | | | | | | | | | | | | | | | | | | | | | | | | | | | | | | | | | | | | | | | | | | | | | | | |
| 03 | Orthopedics | 60 | 90 | | | | | | | | | | | | | | | | | | | | | | | | | | | | | | | | | | | | | | | | | | | | | | | | | | | |
| 04 | Obst & Gynac | 30 | 60 | | | | | | | | | | | | | | | | | | | | | | | | | | | | | | | | | | | | | | | | | | | | | | | | | | | |
| 05 | Pediatrics | 30 | 60 | | | | | | | | | | | | | | | | | | | | | | | | | | | | | | | | | | | | | | | | | | | | | | | | | | | |
| 06 | Medical ICU | 10 | 15 | | | | | | | | | | | | | | | | | | | | | | | | | | | | | | | | | | | | | | | | | | | | | | | | | | | |
| 07 | Surgical ICU | 10 | 15 | | | | | | | | | | | | | | | | | | | | | | | | | | | | | | | | | | | | | | | | | | | | | | | | | | | |
| 08 | PICU + NICU | 10 | 15 | | | | | | | | | | | | | | | | | | | | | | | | | | | | | | | | | | | | | | | | | | | | | | | | | | | |
| 09 | ICCU + RICU | 10 | 10 | | | | | | | | | | | | | | | | | | | | | | | | | | | | | | | | | | | | | | | | | | | | | | | | | | | |
| 10 | Burns Unit / ICU | 10 | 05 | | | | | | | | | | | | | | | | | | | | | | | | | | | | | | | | | | | | | | | | | | | | | | | | | | | |
| 11 | Emergency | 10 | 10 | | | | | | | | | | | | | | | | | | | | | | | | | | | | | | | | | | | | | | | | | | | | | | | | | | | |
| Total | | 300 | 450 | | | | | | | | | | | | | | | | | | | | | | | | | | | | | | | | | | | | | | | | | | | | | | | | | | | |
| d. | Student : Bed Ratio (Undergraduate) : 1:5 | Adequate | | | | | | | | | | | | | | | | | | | | | | | | | | | | | | | | | | | | | | | | | | | | | | | | | | | | |
| e. | Average Bed Occupancy in % : 81.95% | Adequate | | | | | | | | | | | | | | | | | | | | | | | | | | | | | | | | | | | | | | | | | | | | | | | | | | | | |
| f. | Whether separate Registration room is available at OPD? a. Number of total patients registered in last Year : b. Number of New Patients registered on daily average : c. Number of Old patient registered on daily average : d. Average Number of patients attending OPD (current year) : e. Whether records of patient registration are well maintained : | Adequate (List Attached) | | | | | | | | | | | | | | | | | | | | | | | | | | | | | | | | | | | | | | | | | | | | | | | | | | | | |
| g. | Indoor Physiotherapy Department Areas as per Clinical Load and Intake: (as per M.S.R.) Clinical Load, Total Strength of Hospital Beds, Outdoor Physiotherapy Load per specialty, Indoor Physiotherapy Load per Specialty, Student : Patient ratio per specialty. | Adequate (List Attached) | | | | | | | | | | | | | | | | | | | | | | | | | | | | | | | | | | | | | | | | | | | | | | | | | | | | |
| h. | Outdoor Physiotherapy Department Areas as per Clinical Load and Intake : (as per M.S.R.) | Adequate | | | | | | | | | | | | | | | | | | | | | | | | | | | | | | | | | | | | | | | | | | | | | | | | | | | | |
| i. | Physiotherapy OPD Services (as per M.S.R.) : The hospital shall have functional physiotherapy department providing services on outpatient & in patient department at least since 12 Months prior application & shall maintain required OPD and IPD records for verification. | YES | | | | | | | | | | | | | | | | | | | | | | | | | | | | | | | | | | | | | | | | | | | | | | | | | | | | |
| | <ul style="list-style-type: none"> As per Central Council Norms/ University Norms, above Infrastructure must be available at College. If Infrastructure is available, then mark "Adequate" & do not attach any documents. In case of "Inadequate", it must be mark as "Inadequate" with evidence. | | | | | | | | | | | | | | | | | | | | | | | | | | | | | | | | | | | | | | | | | | | | | | | | | | | | | |



Dean/ Principal Stamp & Signature

PRINCIPAL

M.V.P.S College of Physiotherapy
Adgaon, Nashik-422 003

**DR.VASANTRAO PAWAR MEDICAL COLLEGE,HOSPITAL AND
RESEARCH CENTRE,NASHIK**

TOTAL STRENGTH OF HOSPITAL BEDS

| DEPARTMENT | BEDS |
|--------------------|-------------|
| General medicine | 150 |
| Paediatrics | 90 |
| TB and Chest | 30 |
| Dermatology | 30 |
| Psychiatry | 30 |
| General surgery | 150 |
| Orthopedics | 90 |
| ENT | 40 |
| Obst and Gynac | 90 |
| Ophthalmology | 40 |
| Emergency Medicine | 30 |
| Total | 770 |
| Infectious | 10 |
| Dialysis | 9 |
| Medical ICU | 15 |
| Surgical ICU | 18 |
| PICU | 10 |
| NICU | 20 |
| ICCU | 10 |
| RICU | 5 |
| Burns unit | 4 |
| Post-operative | 26 |
| Pre-operative | 20 |
| Total | 157 |
| Grand Total | 927 |




HOSPITAL RECORD

**DR.VASANTRAO PAWAR MEDICAL COLLEGE,HOSPITAL AND
RESEARCH CENTRE,NASHIK**

**TOTAL NUMBER OF OPD AND IPD PATIENTS REGISTERED IN
LAST YEAR (JAN 2023-DEC 2023)**

| DEPARTMENT | OPD | IPD |
|-------------------|------------|------------|
| General Medicine | 77332 | 6341 |
| General Surgery | 70676 | 5807 |
| Orthopedics | 52193 | 4489 |
| Obst and Gynac | 37700 | 6036 |
| Paediatrics | 35410 | 3981 |
| Emergency | 25357 | 8875 |
| PICU | ----- | 264 |
| NICU | ----- | 655 |
| Medical ICU | ----- | 720 |
| Surgical ICU | ----- | 622 |
| Burns unit | ----- | 10 |



HOSPITAL RECORD

DR.VASANTRAO PAWAR MEDICAL COLLEGE,HOSPITAL AND RESEARCH CENTRE,NASHIK

| Sr.No | COMPONENTS | TOTAL NUMBER OF PATIENTS | |
|-------|---|--------------------------|--------------|
| | | (JAN -DEC 2023) | |
| 1 | Total Number of Beds in Casualty | 30 | |
| 2 | Average Bed Occupancy in % (1 Jan to 31 Dec 2023) | 81.95% | |
| 3 | Total Number of IPD Patients (1 Jan to 31 Dec 2023) | 41694 | |
| 4 | Total Number of OPD Patients (1Jan to 31 Dec 2023) | 420875 | |
| 5 | Number of New Patients on daily average (1Jan to 31 Dec 2023) | 931.40 | |
| 6 | Number of Old Patients on daily average (1Jan to 31 Dec 2023) | 483.37 | |
| 7 | Number of Surgery /procedures conducted in Last 1 year (1 Jan to 31 Dec 2023) | Major | 10705 |
| | | Minor | 13336 |



MVPS COLLEGE OF PHYSIOTHERAPY, ADGAON, NASHIK

| TOTAL NUMBER OF OPD PATIENTS REGISTERED IN LAST YEAR | | | | |
|---|---------------|-------------|-------------|--------------|
| Sr.No | MONTH | NEW | OLD | TOTAL |
| 1 | JAN-23 | 178 | 1466 | 1644 |
| 2 | FEB-23 | 1120 | 136 | 1256 |
| 3 | MAR-23 | 155 | 1039 | 1194 |
| 4 | APR-23 | 155 | 1039 | 1194 |
| 5 | MAY-23 | 393 | 543 | 936 |
| 6 | JUN-23 | 358 | 553 | 911 |
| 7 | JUL-23 | 487 | 432 | 919 |
| 8 | AUG-23 | 511 | 462 | 973 |
| 9 | SEP-23 | 602 | 378 | 980 |
| 10 | OCT-23 | 579 | 457 | 1036 |
| 11 | NOV-23 | 465 | 354 | 819 |
| 12 | DEC-23 | 627 | 372 | 999 |
| | TOTAL | 5630 | 7231 | 12861 |



MVPS COLLEGE OF PHYSIOTHERAPY,ADGAON,NASHIK
SPECIALTY WISE PHYSIOTHERAPY REFERRED PATIENT STATISTICS

JANUARY 2023 TO DECEMBER 2023 IPD DETAILS

| DEPT | JAN | FEB | MAR | APR | MAY | JUNE | JUL | AUG | SEP | OCT | NOV | DEC | TOTAL |
|---------------------------|------|------|------|------|------|------|------|------|------|------|------|------|--------------|
| MSK PT | 356 | 368 | 385 | 158 | 325 | 309 | 429 | 443 | 357 | 517 | 360 | 556 | 4563 |
| NEURO PT | 285 | 354 | 427 | 290 | 398 | 327 | 398 | 369 | 395 | 385 | 305 | 335 | 4268 |
| CARDIO- RESPIRATORY PT | 881 | 1023 | 1135 | 686 | 699 | 833 | 761 | 740 | 615 | 822 | 525 | 771 | 9491 |
| COMMUNITY PT | 129 | 109 | 351 | 218 | 115 | 148 | 196 | 390 | 403 | 471 | 396 | 420 | 3346 |
| (Camp) | 12 | 94 | 150 | 147 | 49 | 77 | 15 | 248 | 139 | 224 | 247 | 338 | 1740 |
| TOTAL | 1663 | 1948 | 2448 | 1499 | 1586 | 1694 | 1799 | 2190 | 1909 | 2419 | 1833 | 2420 | 23408 |

Keer
PRINCIPAL
M.V.P.S College of Physiotherapy
Adgaon, Nashik-422 003.





नाशिक महानगरपालिका नाशिक

फॉर्म 'सी'

सन १९४९ च्या दि बॉम्बे नर्सिंग होम्स रजिस्ट्रेशन
अॅक्टच्या कलम ५ अन्वये दिलेले रजिस्ट्रेशन सर्टिफिकेट

दि बॉम्बे नर्सिंग होम्स रजिस्ट्रेशन अॅक्ट १९४९ अन्वये श्री. / श्रीमती डॉ. / नितीन बाबुराव ठाकरे सरचिटणीस
म. वि. प्र. समाजाचे डॉ. वसंतराव पवार वैद्यकीय महाविद्यालय, रुग्णालय व अशासन केंद्र
येथील नर्सिंग होम / हॉस्पिटल / मॅटर्निटी होम रजिस्टर केले असून सदरचे नर्सिंग होम / हॉस्पिटल / मॅटर्निटी होम चालविण्यास परवाना
देण्यात येत आहे.

रजिस्ट्रेशन क्र : ३५७

हॉस्पिटलसाठी ९७०

कॉटस्

प्रसूतीसाठी ९०

कॉटस्

रजिस्ट्रेशन दि : ११/११/२०२१

इतर रूग्णासाठी —

कॉटस्

ते ३१/०१/२०२२

अत्यावश्यक १,०००


कॉटस्

ठिकाण : नाशिक

सर्टिफिकेट दिल्याचा दिनांक १७/११/२०२३

सदरचे सर्टिफिकेट चा कालावधी दिनांक ३१ मार्च २०२४ पर्यंत राहिल.

उपरोक्त कालावधीत वेळोवेळी B.M.W. चे नुतनीकरण व
अग्निप्रतिबंधकचे बी फॉर्म सादर न केल्यास सदरचे नोंदणी
प्रमाणपत्र रद्द समजण्यात येईल.



17/11/2023

आरोग्य वैद्यकीय अधिकारी

नाशिक महानगरपालिका, नाशिक

